

New!

BeA

Pneumatic- Carton Closing Tool Stick Magazine Series "AT"


One of the main selling points of the carton closing tools series "AT" is easy handling and fast cycling to set the staples.

Latest magazine technology enables quick loading.

The series AT uses staples with two leg lengths in one tool. All tools equipped with a muffler.

Fastening applications :

All kinds of carton packaging...



Technical Data:

Type description:	Series "AT"
Article code:	reverse side
Staple type:	reverse side
Magazine type:	rear loader
Magazine capacity:	100 / 120
Mode of operation, standard:	single fire
Weight, kg:	2,44
Dimension L/W/H, mm:	415 / 115 / 220
Staples per strip:	50
Operating pressure, bar:	5-7
Max. operating pressure, bar:	7
Air consumption per stroke at 6 bar:	1,0 Litre
Inner hose diam. recomm.,mm:	9-10
Single-shot emission sound pressure level: $L_{WA, 1s, d}$	93
Emission sound pressure level at the workst.: $L_{pA, 1s, d}$	89
Vibrations: m/s ²	Lower than declaration limit

Specification:

operating instructions, service instructions, spare parts list, service oil, staple remover, hanger, allen wrenches 2,5mm, 3mm, 4mm, 6mm.

CE This tool conforms to the EG directive for machinery (89/392 EWG).

Tool features and benefits:

Quick, accurate setting of staples

Better quality of finished work

Optimal handling


Decreases operator fatigue and increases working efficiency

Muffler inside

Better working conditions

Durable and reliable tool design

Best tool for the investment



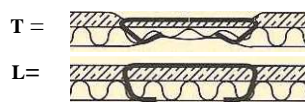
*Staple length adjustment:

- Loosen screw below front plate with allen wrench
- Length adjustment with regulating screw
Carton closing tool for lengths 15/18mm:
S(top)=15mm, L(top)=18mm
Carton closing tool for lengths 18/ 22mm:
S(top)=18mm, L(top)=22mm
- Tighten screw below front plate




*Adjust shape of applied staple:

Direction T=to the left; L=to the right









*Penetration into carton material:

Remove allen screw and press the whole front plate up / down.





BeA Deutschland
 Befestigungstechnik GmbH
 POB 1480
 D-22904 Ahrensburg
 Germany
 Phone: +49 (0) 4102 78-0
 Fax: +49 (0) 4102 78-250
www.bea-group.com
info@bea-group.com

Tool-Types:				Fasteners:						
	BeA- Article- Description:	BeA Article- Number:	Magazine- Capacity Piece:		BeA Article- Description:	BeA Article- Number:	Length, mm, (inch):	Crown, mm, (inch):	Wire-Ø mm, (inch)	Compare- able- with:
	AT-A18	12100282	100		A (Packfix)	10000775	15 (5/8")	34,7	2,3 x 0,9 (.090x.035")	ISM, Atro, Kilberg
					A (Packfix)	10000776	18 (3/4")	34,7	2,3 x 0,9 (.090x.035")	ISM, Atro, Kilberg
	AT-A22	12100283	100		A (Packfix)	10000776	18 (3/4")	34,7	2,3 x 0,9 (.090x.035")	
					A (Packfix)	10001920	22 (7/8")	34,7	2,3 x 0,9 (.090x.035")	
	AT-C18	12100285	120		C (Clincher)	10000778	15 (5/8")	32,0 (1 1/4")	1,9 x 0,9 (.076x.035")	ISM
					C (Clincher)	10000779	18 (3/4")	32,0 (1 1/4")	1,9 x 0,9 (.076x.035")	ISM

Article-Description	Article- Number	List-Price € / Mille	Carton:		Pallet	
			Mille	kg	Mille	kg
Tool-Types:						
AT-A18	12100282			3,0		
AT-A22	12100283			3,0		
AT-C18	12100285			3,0		
Fasteners:						
A (Packfix 5/8")	10000775		20	18,0		
A (Packfix 3/4")	10000776		20	20,0		
A (Packfix 7/8")	10001920		16	17,4		
C (Clincher 5/8")	10000778		20	19,0		
C (Clincher 3/4")	10000779		20	20,8		